

HEARTSCREEN 80G-L

3/12-channel diagnostic ECG



CE 0120

All-round ECG services

- ▶ Simultaneous 12-lead ECG creation
- ▶ Standard and Cabrera leads
- ▶ Backlit graphic LCD for monitoring
- ▶ 3 ECG channels and one rhythm curve display
- ▶ Reliable, high-resolution 3-channel thermal printer
- ▶ Analysis and diagnosis program
- ▶ Arrhythmia program



Optimized for the practice

- ▶ Battery operating mode
- ▶ Intelligent quick-charger
- ▶ Mobility
- ▶ Menu-controlled functions – simple operation
- ▶ PC connection ready
- ▶ Large storage capacity

Computer connection possibilities

- ▶ Complete ECG user interface on the PC screen
- ▶ On-line 12-channel monitoring and storage
- ▶ 12-channel printing on size A4 paper
- ▶ Database management

Innobase for Windows



Perfect ergonomics



Keeping the main elements of the previous model's award winning design, the G series has been completely renewed. The high-resolution, large LCD is capable of displaying 4 curves (3 ECG and 1 rhythm curve). Thanks to the backlit display's more favorable visual effects the user can easily navigate the menus, and the results that satisfy even the highest clinical requirements are analyzable even without printing and under unsatisfactory lighting conditions.

The device is easy to operate. The programs are started directly with the keys, while the menu system perfectly follows user habits. The simplicity and speed of paper loading helps the assistants' work.

Ideal portable ECG

The ECG carrying case provides comfortable storage, and offers safe and shock-resistant storage space for the high-value device and accessories. The G-L model's intelligent quick-charger places the device into operational state in an exceptionally short time.

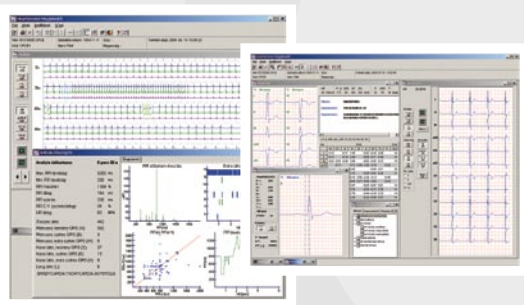


Services

- ▶ 12 standard and Cabrera leads
- ▶ 12-channel simultaneous data collection
- ▶ Large LCD display on-line editing 3+1 channels
- ▶ Long lifetime thermal printer (80 mm)
- ▶ Menu controlled operation
- ▶ Membrane keys
- ▶ PC connection ready
- ▶ Battery pack with charger
- ▶ Automatic / manual lead selection
- ▶ Built-in clock and calendar
- ▶ Analysis and diagnosis program
- ▶ Arrhythmia program

Software options work under Windows operating system*

Windows-based computer database management



Options*:

- ▶ Cardiological database management program with 12-channel monitoring

With the new Innobase for Windows cardiological database management software the HeartScreen 80G-L model forms a 12-channel ECG diagnostic center.

All brand names and logos are owned by the respective companies. All rights reserved!

TECHNICAL DATA

Size and weight

- › device: 250 x 150 x 70 mm; 1,2 kg
- › charging adapter: 110 x 55 x 35 mm; 0,3 kg

Power

- › 110 V -10%...230 V +10% , 50/60 Hz
- › Power consumption 0.3A/230V, 0.6A/110V
- Rechargeable battery type, charging time
- › min. 8 x 1500 mAh NiMH, approx.
- 2-hour charging time

Operating time with rechargeable batteries

- › min. 6 hours continuous operation in monitoring mode,
- › min. 30 minutes printing with 2-minute breaks every 5 minutes

Safety data:

- › Patient leakage current max.: 10 μ A
- › Electric shock protection class "I", "CF" according to IEC 601-1

Defibrillator protection:

- › with defibrillator protected cable

Environmental conditions:

- › operating temperature: +0...+40°C
- › storage temperature: -20...+60°C
- › humidity: 20...95% without condensation

EKG

Leads: 12 leads

Paper speed: 5, 25, 50, mm/sec

Sensitivity: 1/4, 1/2, 1, 2 cm/mV

Printer paper: heat-sensitive 80 mm wide, roll

Printing

- › high-resolution thermal printer head
- › max. 16 points/mm resolution on the time axis
- › Printing / lead selection
- › 3-channel printing from 12 leads
- › Printing mode: automatic, manual, event-triggered

Printed data

- › ECG record data: date, time and patient identification code
- › ECG measurement results: intervals, amplitudes, electric axis
- › mean value complexes and rhythm curve diagnosis recommendation

Storage capacity

- › 24 patients' diagnosed curves

Controls

- › foil keyboard

ECG amplifier: according to IEC 601-2-25 and AAMI regulations

- › standard 12 leads, with parallel, synchronous data acquisition and processing
- › frequency run: 0,05Hz-150 Hz, +0/-3dB
- › input noise: max.: 20 μ Vpp
- › CMRR: min.100dB
- › DC tolerance: \pm 320mV DC
- › Input impedance: 50 Mohm
- › Input signal range: \pm 8mV

Digital conversion data

Sampling: simultaneous 12-channel, 1000Hz/channel

A/D converter: 13 bit, 2,5 μ V/bit on the input

Pacemaker processor data

- › max. pacemaker energy \pm 700 mV / 2ms
- › pace detector operation min. 2 mV / 0,5 ms... max. 700 mV / 2ms

Filters (SW)

- › 50/60 Hz mains interference filter
- › muscle filter and baseline filter

Input / Output

- › RS 232 isolated serial I/O active

Indicators, display

Appears on the LCD:

- › 3-channel ECG and 1-channel rhythm curve simultaneously, on-line

› Setup parameters

Appears on the PC screen:

- › 12-channel ECG signal on-line
- › data and settings visible on the LCD

Recommended accessories

- › 10-pole patient cable with electrode set
- › 4-lead cable for rhythm record creation

Available programs

- › Innobase for Windows database management system
- › with 12-channel monitoring and
- › with 12-channel printing on size A4 paper

We reserve the right for modifications!

Innomed Medical

Medical Developing and Manufacturing Inc.

H-1146 Budapest Szabó J. u. 12 ▶ Phone: (+36-1) 460-9200 ▶ Fax: (+36-1) 460-9222

E-mail: innomed@innomed.hu ▶ Homepage: www.innomed.hu

